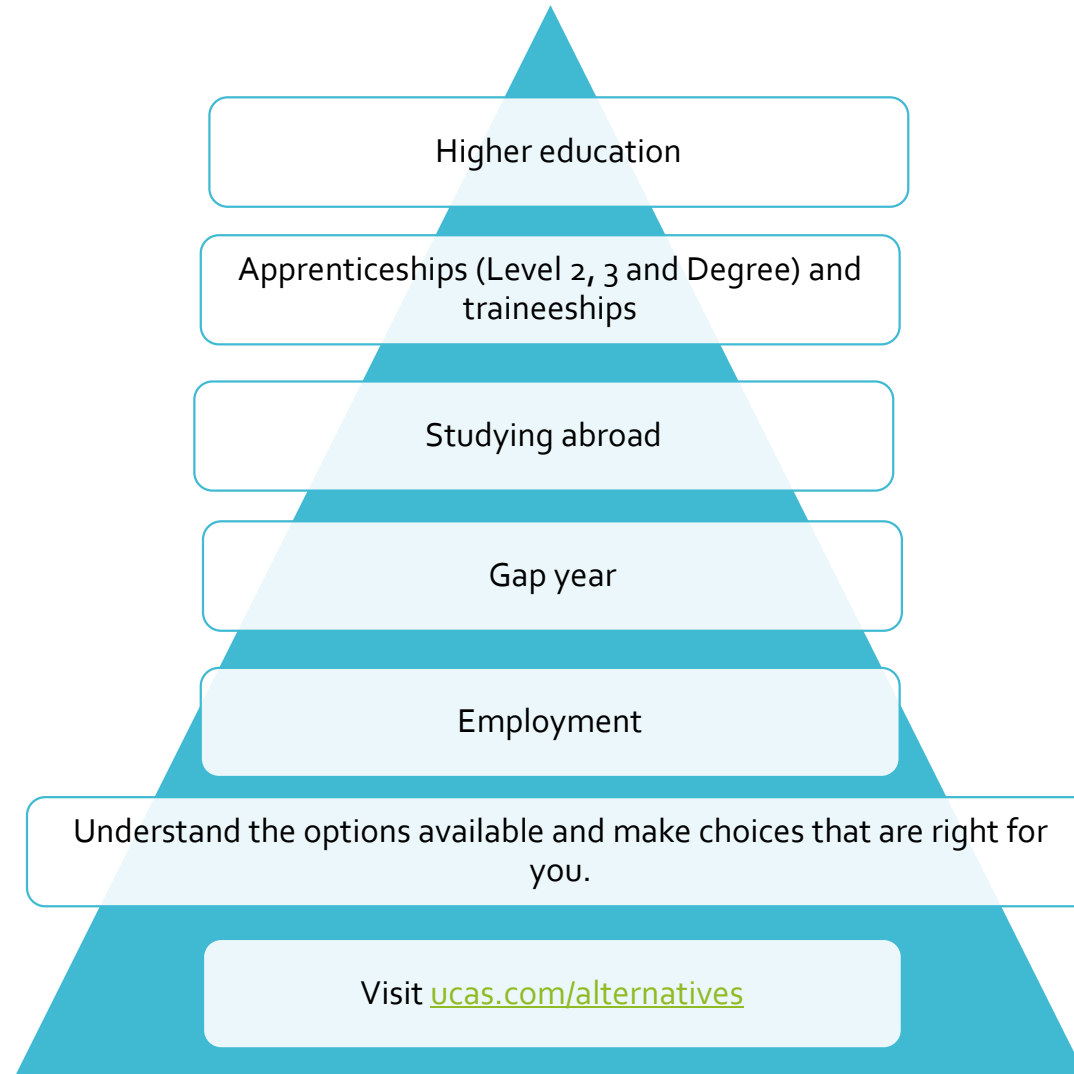


UCAS 2024



# CHOICES AVAILABLE



# Why higher education (HE)?



Essential for some career paths.



Develop new transferable skills and subject knowledge.



Increase your confidence and independence.



Broaden your experiences.



Show yourself what you can do.



Invest in your future.



# Types of courses available

**Single:** study one subject.

**Joint honours degree:** divide your time 50:50 between two subjects.

**Major/minor:** study two subjects, normally at a 75:25 ratio.

**Combined honours programme:** study between two to four subjects, specialising in just two subjects in years two and three.

**Modular courses:** build a personalised course by choosing modules you're interested in.

**Sandwich courses:** courses with one year in industry or a year abroad.

**Foundation year:** if you don't have the right qualifications, some universities and colleges offer this to help students prepare for and enter higher education.



# What's right for you?



# Research – it's free!

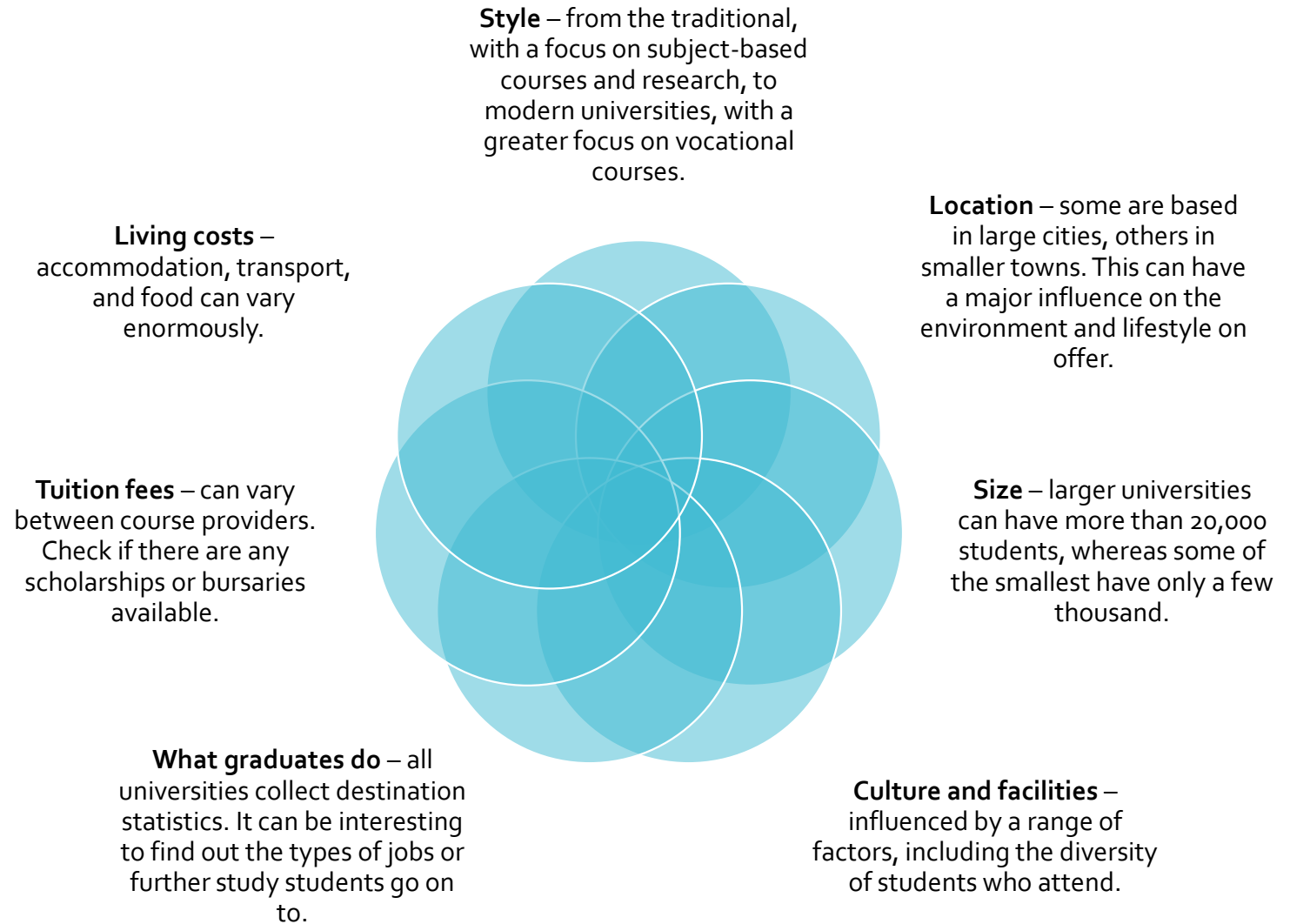
Learning from others – [student videos](#) and [blogs](#).

[Career options](#) – use the [job profiles](#) to explore different career roles and pathways, or take the [Buzz quiz](#) to find out more about individual strengths, and what roles may suit you.

The [Career Finder tool](#) is ideal for considering options after education, including searching for [apprenticeships](#).



# Choosing the right university for you



# Choosing the right course for you

What does the course cover?

How is the course assessed?


Courses with the same title may be very different.

How is the course taught – structured teaching, or more independent research? How many lectures are there, and how much group work will be done in seminars?

Look carefully at the core course content, and the range of optional studies/modules available.

See if the course or university/college offers any internship, placement, or study abroad opportunities.

Which modules are the most interesting and relevant to your career aspirations?





# Apply - Key Facts...



- It is an online application



- You have a maximum of five choices




- If you are applying for:
  - medicine, veterinary medicine/science, or dentistry you can only choose a maximum of four plus 1 backup e.g. biochemistry
  - Oxford or Cambridge not both



- Application cost: £27.50



- 'Invisibility' the universities do not know where else you have applied



- Equal consideration to all applicants who apply before the deadlines





# KEY DATES

**16 May** UCAS Undergraduate Apply opens for 2024 entry.  
Conservatoire applications will open for 2024 entry on the 12 July 2023

**5 September** First day for receipt of completed applications.

**2 October 2023** Deadline for most UCAS Conservatoires music courses

**16 October\*** Application deadline for courses in medicine,  
veterinary medicine/science, and dentistry, and courses at Oxford or Cambridge.

**31 January\*** Equal consideration application deadline.

**28 February** Extra opens.

**30 June\*** Last date for applications before Clearing.

**5 July** Clearing Opens

• \*18:00 UK time





# REGISTRATION

Go to [www.ucas.co.uk](https://www.ucas.co.uk) and click on Create your UCAS Hub. This is where you will log in to access your application but also where you will be able to search for course and create shortlists.

UCAS Apply 2024 goes LIVE on the 16<sup>th</sup> May 2023. Follow the online instructions to register and enter your personal details i.e. name, date of birth, address etc.

When entering your email address use one that is appropriate/professional the universities and colleges will see it so make sure it does not cause offence!! It is best not to use your school email address as is disabled in August 2023 so you do not want the universities having an incorrect email address for you.

Choose a password, select four security questions and enter relevant answers (make a note of them and keep them safe). We do not have access to this information so please keep in a safe place.

Write down your Username and Personal ID number. You will need your username every time you log in! Again we do not have access to this information so please keep safe.

Link your application to the school the BUZZWORD is: ClassOf2024



# UCAS HUB

## ATTEND A VIRTUAL OPEN DAY >

### YOUR HUB

0%  
Your **to do list**  
Open to do list >

**Your preferences**  
Update for a better experience >

2  
Your **notifications**  
Open notifications >

#### YOUR APPLICATIONS

START

START APPLICATION

#### FAVOURITES

TOP 5 COURSES UNI & COLLEGES LOCATIONS SUBJECTS PAGES

Select a favourite

Select a favourite

Select a favourite

Select a favourite

Select a favourite

VIEW ALL FAVOURITES

A home that works for you  
Made possible by *Hosting*  

Learn more

Host your cottage  
your vurt \_\_\_\_\_

Advertisement. Why the ads?



# APPLICATION FORM

## Sections

Personal Details



Contact and residency details



Employment



Education



Nationality Details



Supporting Information



English Language Skills



More About You



Student Finance

sfe

Choices

5

Extra Activities



Personal Statement



Reference & Predicted Grades



Pay/Send



# UCAS Application Overview

UCAS

Further educationUndergraduatePostgraduateAlternativesCareers

Account

UCAS APPLICATION

2020 Undergraduate application

Your personal ID is: 1391001863

?

33%

Submit >

UCAS application

My profile

Profile overview

Before starting your application

- » completing your application
- » applicants applying through a school, college or organisation
- » applicants applying as an individual
- » deadlines for submitting your application

?

Centre information

You are not linked to a centre. Use the link below to link your application to your centre

Link to a school, college or centre

Personal details

Name, age, title and gender

✓ Section complete

?

Contact and residency details

Address, email, telephone and where you live

✓ Section complete

Work experience

Employment, paid, unpaid, or volunteer work

Section in progress

?

Education

Qualifications and periods of study

Start this section

?

Nationality details

Birthplace and nationalities

Start this section

Supporting information

So that providers know how to support you during your studies

Start this section

English language skills

Is English your first language?

Start this section

Finance and funding

Tell us how you'll fund your study

✓ Section complete

Diversity and inclusion

Only shared with a provider once you have a place or your application is archived

?

Start this section

Application questions

?

Personal statement

Why do you want to study this subject?

Section in progress

Choices

Choice details

✓ Section complete

Reference

Provide details of your referees

Start this section



## Personal Details

Name

Date of Birth

Gender





## CONTACT & RESIDENCY DETAILS

Contact telephone number

Email address

Address

Nominated Access – you can input a parent/carers details so they can speak to UCAS on your behalf if necessary.

Residency Details

Residential Category







# EDUCATION

You must include all schools and colleges you have attended since the age of 11.

If you have only attended Plymstock your Start Date: will be September 2016 – Leaving Date: August 2024

Type of Study – Full time

Do you or will you have any qualifications from this centre – Select YES

For each school you have attended you need to enter the qualifications you obtained GCSE's and A Levels.

When adding your GCSE and A Level qualifications please ensure you enter the correct exam board.

I have input the standard qualifications most of you will have undertaken in the menu. Select the appropriate qualification and insert the information they have asked for.

Under your A Levels they ask for a Achieved Date: August 2022 and Predicted Grade: you need to select 'Pending'

Insert your ULN – if you don't know this please ask me and I can look it up.

Highest level of qualifications – Select Below honours degree level qualifications





## EMPLOYMENT

You can input your employment history here.

I would recommend only inputting employment details from the last 2 years.





## NATIONAL DETAILS

Country of Birth

Nationality – if you don't have British nationality you will be asked questions about study visa and settled or pre-settled status

Dual nationality – only complete if you have dual nationality





## SUPPORTING INFORMATION

Have you every lived or worked in the EU  
(excluding the UK)

Do you have a parent etc. who is an EU  
(excluding the UK), EEA or Swiss National

Further Details: You can provide further  
information in relation to any of the above.





ENGLISH  
LANGUAGE  
SKILLS

Is English you  
first/primary  
language





## More About You

Are you estranged from you parents

Are you a Young Carer

Do you have any disability or mental health concern

Are you a refugee or asylum seeker

Are you parent/s/carer/s in the Armed Forces

Free School Meal (FSM) Claiming/Entitled





# STUDENT FINANCE

What will be your main source of funding – select UK, ChI, IoM or EU student finance services

Student support arrangements – select Plymouth

It is important to research what student finance you are eligible for to help with tuition fees for your course and cost of living you

For More information go to: <https://www.gov.uk/student-finance>  
<https://www.gov.uk/student-finance-calculator>

Student Finance becomes available to apply for in late February early March of the year you are applying for. In your case 2024 with a deadline of end of May.

If you apply after the deadline your funding may not be ready for when you start University in September!!



5

# Choices

## Maximum of Five Choices

If you are applying for a medical based course (medicine, dentistry, veterinary medicine or veterinary science) you can only chose four medical based courses. Your fifth choice must be an alternative science based course i.e. biomedical sciences.

Your application will be sent to all chosen universities and colleges at the same time – they will not know which other places you have applied for.

Your choices are not ranked in terms of preference.

You do not need to apply for five courses . Only apply to universities you would actually want to attend.

When making your choices remember your personal statement must reflect your choices

If you choose five completely different courses you are going to struggle to justify why you want to undertake each individual course in your personal statement

If you are applying for a health course you may be required to be immunised against Hepatitis B before you start training and undergo a DBS check

As part of your application for any course where you will be working with members of the public you will be required to declare whether you have any relevant unspent criminal convictions





5

## CHOICES

Research what skills and qualifications are needed. Check the course entry requirements.

UCAS Tariff. Some universities state their entry requirements using grades i.e. "ABB" other universities use tariff points i.e. 120 (ABC). See next slide for Tariff Table.

Some universities and courses require you to undertake Admission Tests –e.g. Medicine, Law, Dentistry, Oxford and Cambridge. CHECK.

<https://www.ucas.com/ucas/undergraduate/getting-started/entry-requirements/admissions-tests>



# UCAS POINTS

Tariff Points	GCE AS	GCE A Level	BTEC (QCF) Subsidiary Diploma	BTEC (QCF) Certificate	OCR Cambridge Technical	Extended Project Qualification (EPQ)
56		A*	D*		D*	
48		A	D		D	
40		B				
32		C	M		M	
28				D*		A*
24		D		D		A
20	A					B
16	B	E	P	M	P	C
12	C					D
10	D					
8				P		E
6	E					





## **Extra Activities**

You add in any activities you have completed in readiness for HE i.e. Sutton Trust Summer School, Masterclasses, UNIQUE, University run Summer Schools  
N.B. Open Days are not included as a preparation activity.





# PERSONAL STATEMENT

This is where you will upload your personal statement when it is ready.

Remember:-

One personal statement for **all** choices.

Max. 4,000 characters, 47 lines

Min. 1,000 characters

No spelling/grammar check –you are advised to put it into a word document before transferring it to UCAS.

No formatting





# References


Your reference is made up of three sections (school context, extenuating circumstances, information about you in relation to your academic ability)

Your subject references will be requested by me when there has been sufficient progress with your application. You will need to liaise with me about this.

Once your reference is ready I will be able to liaise with you about sending off your application (if I have not done so already).

You will be able to read your reference before it is attached to your application.





## PREDICTED GRADES

The predicted grades input into your UCAS application are provided to me by your teachers. They are based on their professional judgment of what you could achieve at the **end** of your A Levels.

Predicted grades will be based on prior performance and professional judgment.

If you have not performed well in assessments and mock exams your predicted grades will reflect this.



# CHECKING & SENDING STAGES

## GOLDEN RULE

- COMMUNICATION
- Make sure you pass me your personal statement for checking regularly (you will have multiple drafts).

## STEP ONE

- When you feel ready book a checking appointment with me.
- I will request your reference.

## STEP TWO

- At your checking appointment we will gauge what you have left to do.
- If your application & personal statement is ready we will book a sending appointment.

## STEP THREE

- At your final appointment we will double check everything and if it is all ready you will send off your application.



## PAY AND SEND

Once you have completed all sections and I have approved your personal statement you will need to make an appointment with me to initially check your application form before you pay the online application fee.

Once your application is approved you can pay via credit or debit card.

£27.50

Once you have paid the application fee your application is locked so I can attach your reference and enter your predicted grades.

You will then need to make a final appointment with me to arrange for your application to be sent.

Your application will be checked again. If there are any amendments it will be pushed back to you for you to make these changes. Once you have made the changes you click on pay and send again (no card details are needed and you are not charged again).

Your application is only sent when I am 100% happy that everything is correct.





# AFTER YOU HAVE PAID AND SENT

You will receive an email from UCAS welcoming you to UCAS TRACK – this is where you will be able to log on and track your application.

Within 24/48 hours you should receive a generic email from your universities of choice acknowledging receipt of your application

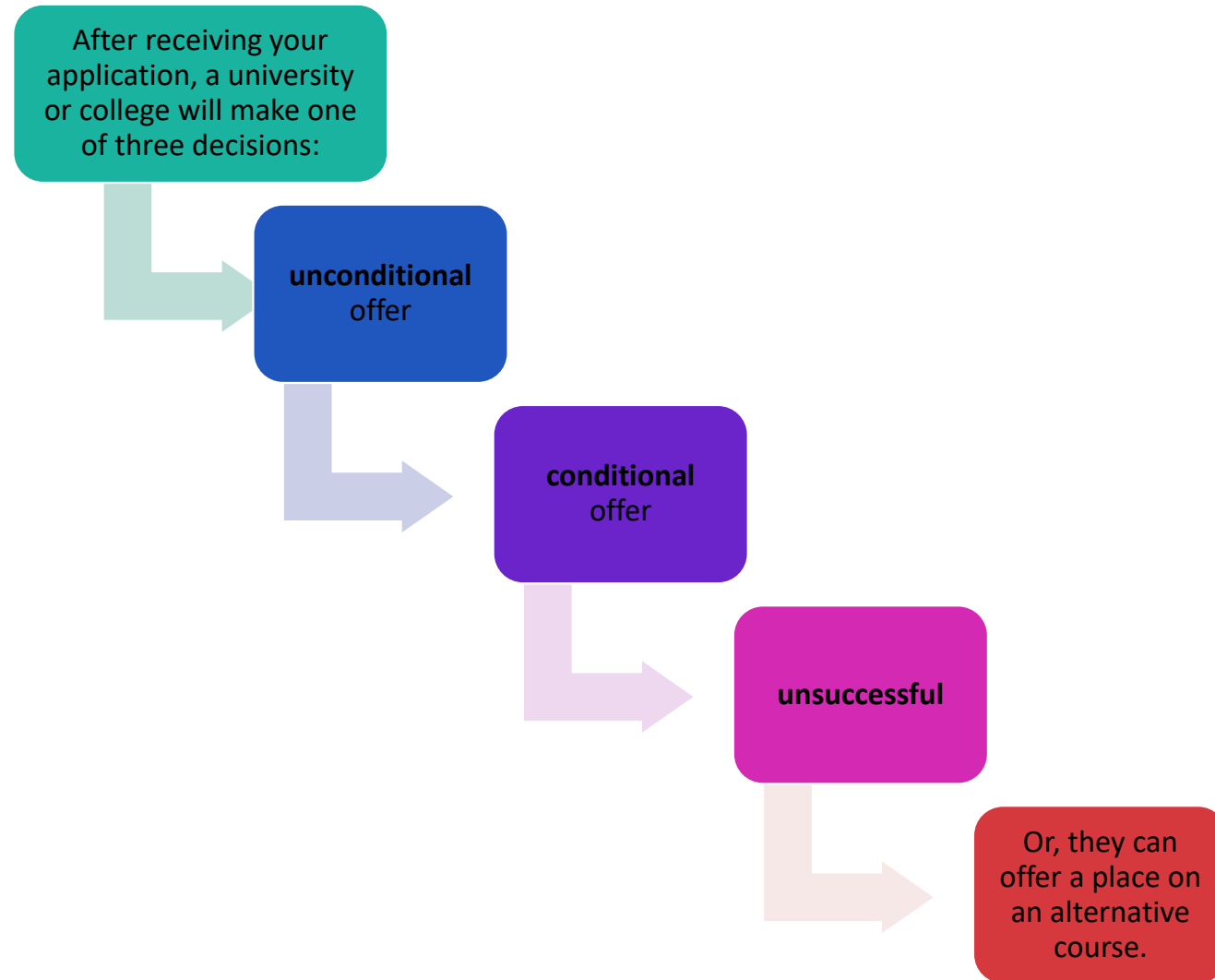
Universities reply at different rates. Some will reply quickly. Some will require an interview before making a decision. Others will use the maximum time before they reply (end of April).

When a University replies to you, you will receive an email from UCAS advising you something has changed on UCAS so you can log onto Track and check.

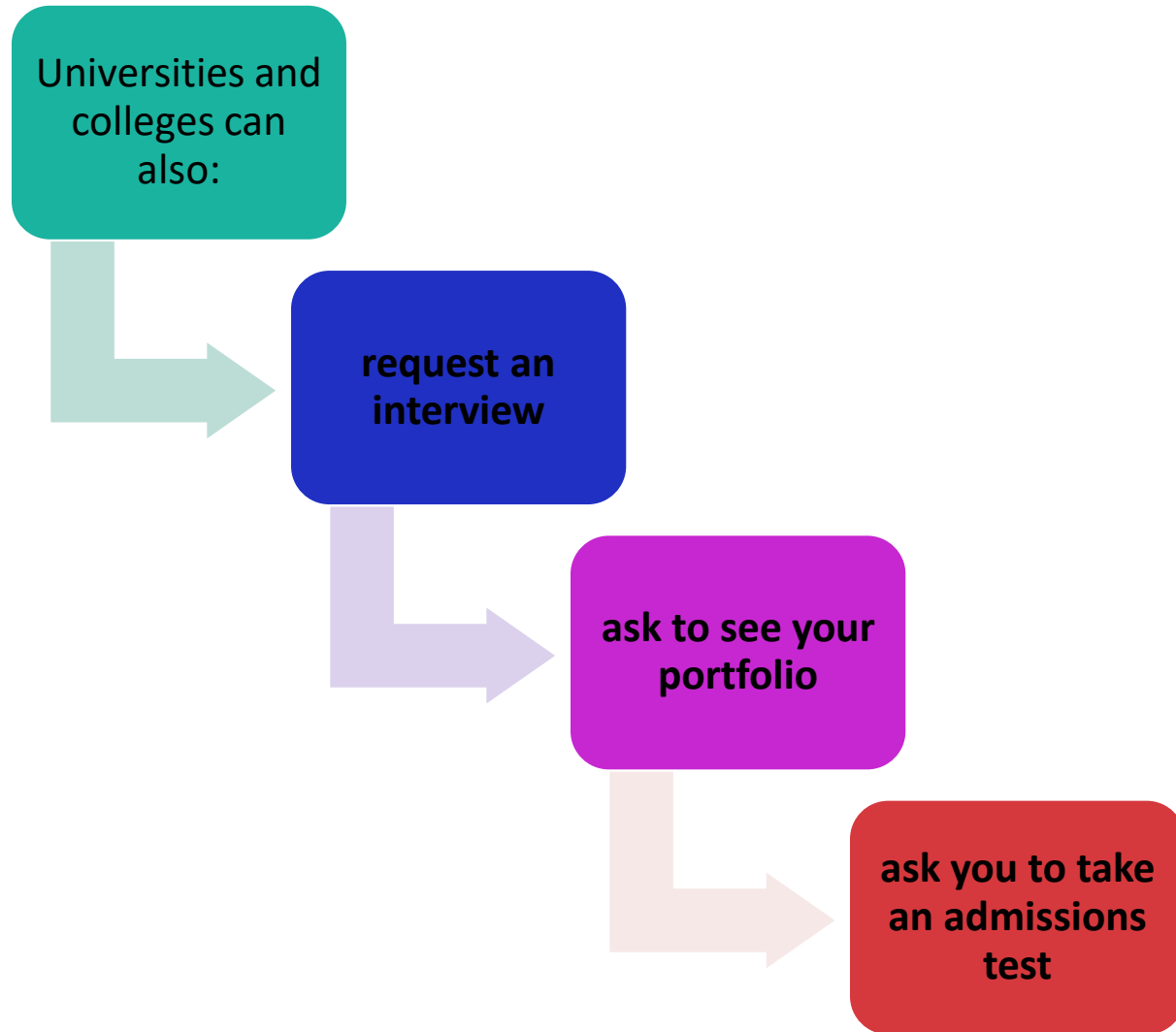
**TOP TIP: YOU NEED TO CHECK YOUR INBOX AND JUNK MAIL ON A REGULAR BASIS SO YOU DON'T MISS ANY IMPORTANT EMAILS!**



# OFFERS



# OFFERS



# REPLYING TO OFFERS

You will be able to reply to your offers once you have received offers from **all** your universities, there is no rush to make decisions as soon as you have received all offers. You will have until at least May/June 2023.

Once you have received responses from all your choices you will have a date by which you have to respond. This date will be shown on Track and is specific to your application.

You make a Firm choice (1<sup>st</sup> choice) and an Insurance choice (2<sup>nd</sup> choice) and Decline all other offers.

Firm Acceptance – Make sure you meet the entry requirements? Can you afford to go to this University? Have you visited there on an open day – do you like it there? This is a big decision make sure you are 100% happy with your first choice.

Insurance Acceptance – This should ideally be lower entry requirements than your Firm choice as this is your back-up. If you end up with your Insurance choice will you be happy to go here? Have you visited there on an open day? Again you need to make sure that your second choice is one that you are happy with.



# OTHER OPTIONS

**Extra (28 Feb – 4 Jul)**

- Used all five choices and received no offers
- Add Extra choices for consideration once at a time in Track

**Clearing (5 Jul – 19 Oct).**

- Apply after 30 June, receive no offers, decline all offers, not met conditions.
- Find vacancies from July, and add one choice in Track.



# HELP

- There is no such thing as a stupid question
- After school support every Wednesday in the Upper Common Room starting 24<sup>th</sup> May.
- One-to-one appointments available on request
- Lunchtime Personal Statement Workshops Thursday 8<sup>th</sup> & 29<sup>th</sup> June 6<sup>th</sup> & 20<sup>th</sup> July SB2

