

# Plymstock School



Parents' Information Booklet  
2019 - 2021

*The secret  
to getting  
ahead is  
getting  
started*



July 2019

Dear Parent / Carer

## Transition from Year 9 into Year 10

It is with great pleasure that I am introducing myself as your son/daughter's Director of Learning commencing 1 September 2019. This is continuing the great work Mrs Duff has done for the past two years with your son/daughter's year group. This exciting role is primarily centred around the GCSE learning, progress and attainment of all Year 10 and Year 11 students, and to work with yourselves and your son/daughter so that they reach their full academic potential.

Mrs Harris and Mrs Offer will continue to be your child's Head of Year and Assistant Head of Year respectively, and I am looking forward to working alongside them for the next two years. In terms of any concerns you have in relation to your son/daughter's academic progress, please make direct contact with their class teacher. If you feel the matter has not been resolved, please contact the relevant Head of Department (an updated directory is attached for your information) or myself. If it is an issue impacting on many subjects, or one which could prove detrimental to the progress of your son/daughter, please contact Mrs Harris and Mrs Offer accordingly.

In terms of this booklet, it has been designed to support you and your son/daughter to ensure they are fully equipped to start their examination subjects in September. This will then set the foundations to ensure academic success in 2021. Each GCSE subject is represented in this booklet (apart from Travel & Tourism – this will follow separately) with an easy quick reference guide. The sections include:

- Examination Title – full name of the examination course
- Key Contacts – for you to contact if you need any support.
- Examination Board and Syllabus Website – this is essential as the board provides additional resources of support and guidance online.
- Supportive Resources – these will include textbooks and revision guides. Even though departments will have a collection of books, a personal copy is advantageous and can be used at home.
- Additional Information and Holiday Preparation – to allow for a seamless transition from Year 9 into Year 10, there will be an expectation for all Year 9 students to do some holiday work ready for Year 10. Please would you, as parents, ensure this is done as it will help with the settling-in process.

A key to academic success, and one I am passionate about, is working closely together. A strong partnership between home and school is essential for this to occur. With this in mind, I am inviting you to attend a **Year 10 Parents' Information Evening on Thursday, 26 September** commencing at **6.15pm** in the New Hall. The rationale for the evening will cover many aspects. It will allow me to introduce myself to you with my aims for the forthcoming two years, to formalise key dates and inform you of the various opportunities that will be occurring. But also, I strongly believe this will be an important evening which will give you the most up-to-date picture of what is required for examination success and, more importantly, strategies which work! Please e-mail me at [MATaylor@plymstockschool.org.uk](mailto:MATaylor@plymstockschool.org.uk) to confirm your attendance.

Additionally, please would you ensure that your son/daughter is well equipped to start Year 10 in September. This includes a well-equipped pencil case (pens, pencil, eraser, sharpener, ruler, highlighters), mathematical equipment to include a scientific calculator, glue stick, scissors, a good-sized memory stick and anything else you feel they will need to progress with their examination courses.

As always, if you require any further information, please do not hesitate to contact me at school by either phone or e-mail as above. I wish you an enjoyable summer holiday, and I look forward to working with you and your son/daughter when we come back in September for the new and important academic year.

Yours sincerely

M A Taylor  
DIRECTOR OF LEARNING FOR YEARS 10 AND 11  
ASSISTANT HEADTEACHER



**Transition from  
Year 9 into Year 10  
Subject Documentation**

## Contents

<b>Curriculum Area</b>	<b>Subject Documentation in Curriculum Order</b>	<b>Page</b>
<b>Art</b>	GCSE Art, Craft and Design 9-1	5-6
	GCSE Art & Design – Photography 9-1	7-8
<b>Business Studies</b>	GCSE Business Studies 9-1	9
	Enterprise and Marketing Level 1/2 Certificate	10
<b>Drama</b>	GCSE Drama 9-1	11
<b>Design &amp; Technology</b>	GCSE Design & Technology 9-1	12-13
	BTEC Construction and the Built Environment	14
	GCSE (9-1) Food Preparation and Nutrition	15
	Hospitality and Catering level 1/2 Award	16
<b>English</b>	GCSE English Language 9-1	17
	GCSE English Literature 9-1	18
<b>Geography</b>	GCSE Geography 9-1	19
<b>Health &amp; Social Care</b>	Cambridge National Health & Social Care	20
<b>History</b>	GCSE History 9-1	21
<b>ICT</b>	GCSE Computer Science 9- 1	22
	Cambridge National (Creative iMedia)	23
<b>Mathematics</b>	GCSE Mathematics 9-1	24
<b>MFL</b>	GCSE French 9-1	25
	GCSE German 9-1	26
	Edexcel BTEC Level 1/Level 2 First Award in Travel and Tourism	27
<b>Music</b>	GCSE Music 9-1	28-29
<b>Physical Education</b>	GCSE Physical Education 9-1	30
	OCR Cambridge National Certificate in Sport Science	31
<b>Religious Studies</b>	GCSE Religious Studies 9-1	32
<b>Science</b>	GCSE (9-1) Trilogy Combined Science or GCSE (9-1) Biology, Chemistry and Physics.	33



## Year 9 Transition into Year 10

**Subject:** Art, Craft and Design

**Examination Title:** GCSE Art and Design (Art, Craft and Design) 8201

**Key Contacts:**

Oliver Hurd-Thomas – Head of Art      [OHurd-Thomas@plymstockschool.org.uk](mailto:OHurd-Thomas@plymstockschool.org.uk)

Samantha Graves      [SGraves@plymstockschool.org.uk](mailto:SGraves@plymstockschool.org.uk)

Charlie Wakeham      [CWakeham@plymstockschool.org.uk](mailto:CWakeham@plymstockschool.org.uk)

Naomi Clarke      [NCClarke@plymstockschool.org.uk](mailto:NCClarke@plymstockschool.org.uk)

**Examination Board:** AQA

**Examination Board Syllabus Website:**

<http://www.aqa.org.uk/subjects/art-and-design/gcse/art-and-design-8201-8206>

**Supportive Resources:**

The AQA website has some very useful information about the course and its structure.

We strongly recommend that all students create and use their own Pinterest account. This free, online, image-based search engine allows you to collect and collate boards of relevant images and it is an invaluable tool at GCSE and beyond.

<https://uk.pinterest.com/>

Nothing beats seeing artwork close up and we always encourage students to visit the galleries and exhibitions in Plymouth or elsewhere. In Plymouth we recommend Peninsula Arts (at the base of the Levinsky Building on North Hill), the Museum opposite, and visits to artist and student exhibitions at both Plymouth Art College and the University, to get a taste of local creative practice.

**Additional information and Holiday Preparation**

The GCSE Art course has two main components – coursework and exam. The coursework counts for 60% of the overall mark, and the exam the remaining 40%. The exam is generally timetabled for 6 weeks in Jan-March in Y11. The rest of the time in Y10 and Y11 is spent on coursework.

Coursework will typically consist of two or three fully developed and completed projects. The exam consists of one project. The only difference between the coursework and the exam are a limited time frame (the exam requires 6 weeks of prep, then 10 hours to make a final piece) and theme (themes for the exam are set externally by the exam board). 75% of the marks in both coursework and exam are for the preparation and development work, and 25% for the final pieces.



**Subject:** Art, Craft and Design (*continued*)

Successful work for both coursework and exam requires a complex mixture of skills. To help support a student on the course we recommend asking the following questions:

- Does this project show a journey from the beginning to the end, explaining and showing the development of an idea?
- Are there good examples of first and second hand observational studies (e.g. drawings in a range of media, photographs, collected imagery) that are relevant to the theme being explored?
- Are there studies that show understanding of relevant work by other artists, including visual emulations or copies of their work, as well as written analysis?
- Do the sheets or sketchbooks show a record of experimenting with materials and different art media, as well as with composition, visual content and different possible meanings of the final piece?
- Does the final piece or pieces link clearly to the ideas and preparation work on the sheets?
- Is the final piece well made, accurate in shapes and proportion if “realistic”, showing good understanding of formal areas such as tone, texture, colour, perspective, as well as being both personal and original (i.e. not a straight copy of someone else’s work or ideas).

In addition to enquiring about and looking through your child’s art work and talking to them about what they are doing, two other things are crucial to success in this subject.

- Having a space at home in which to make art and access to resources for drawing, painting, etc, is immensely useful.
- Supporting your child to make a regular commitment to working on their art at home (AT **LEAST AN HOUR A WEEK** – slower paced students will need longer). It is impossible to cram or catch up on art course/exam work at the last minute – **SUCCESS REQUIRES A STEADY, ONGOING APPROACH OVER THE WHOLE OF Y10 AND Y11** (the coursework submitted at the end of the course is drawn from the *whole* of the two year period, so quality work is required from Y10 as well as Y11).

All students will clearly receive support from their teacher in lessons. In Art, especially in Y11, the expectation is that students develop their own ideas and work independently, so feedback is one-to-one and tailored to the individual student. We encourage students to research and find their own supporting artists and to use whatever visual making skills they feel most confident in (even if this is an area not explicitly taught on the course – examples might be making animations or creating items of clothing).

Your child will benefit enormously from your interest and support, even if you don’t consider yourself to be particularly “arty”. Thank you for your time and good luck – you may even end up with something inspiring to hang on the wall!



# Year 9 Transition into Year 10

**Subject:** Photography

**Examination Title:** GCSE Art and Design (Photography) 8206

**Key Contacts:**

Oliver Hurd-Thomas – Head of Art      [OHurd-Thomas@plymstockschool.org.uk](mailto:OHurd-Thomas@plymstockschool.org.uk)

Naomi Clarke      [NCClarke@plymstockschool.org.uk](mailto:NCClarke@plymstockschool.org.uk)

**Examination Board:** AQA

**Examination Board Syllabus Website:**

<http://www.aqa.org.uk/subjects/art-and-design/gcse/art-and-design-8201-8206>

**Supportive Resources:**

The AQA website has some very useful information about the course and its structure.

We strongly recommend that all students create and use their own Pinterest account. This free, online, image-based search engine allows you to collect and collate boards of relevant images and it is an invaluable tool at GCSE and beyond.

<https://uk.pinterest.com/>

Whilst this is a Photography specialism, it is part of the general AQA Art GCSE and nothing beats seeing Art and Photography exhibitions close up - we always encourage students to visit the galleries and exhibitions in Plymouth or elsewhere. Photography is frequently used by artists in a range of ways, but also seeing work made by other sorts of visual practitioners is tremendously useful.

In Plymouth we recommend Peninsula Arts (at the base of the Levinsky Building on North Hill), the Museum opposite, and visits to artist and student exhibitions at both Plymouth Art College and the University, to get a taste of local creative practice.

**Additional information and Holiday Preparation**

The GCSE Photography course has two main components – coursework and exam. The coursework counts for 60% of the overall mark, and the exam the remaining 40%. The exam time is generally timetabled for 6 weeks in Jan-March in Y11. The rest of the time in Y10 and Y11 is spent on coursework.

Coursework will typically consist of two or three fully developed and completed projects. The exam consists of one project. The only difference between the coursework and the exam are a limited time frame (the exam requires 6 weeks of prep, then 10 hours to make a final piece) and theme (themes for the exam are set externally by the exam board). 75% of the marks in both coursework and exam are for the preparation and development work, and 25% for the final pieces.



## Subject: Photography (*continued*)

Successful work for both coursework and exam requires a complex mixture of skills. To help support a student on the course we recommend asking the following questions:

- Does this project show a journey from the beginning to the end, explaining and showing the development of an idea?
- Are there good examples of accurate, technically competent photography shoots that are relevant to the theme being explored?
- Are there studies that show understanding of relevant work by other photographers or artists, including visual emulations or copies of their work, as well as written analysis?
- Do the student PowerPoints show a record of experimenting with different photographic genres and techniques, as well as with composition, visual content and different possible meanings of the final piece?
- Does the final piece or pieces link clearly to the ideas and preparation work on the sheets?
- Is the final piece well-made technically, showing good understanding of formal areas such as tone, focus, lighting, colour, perspective, as well as being both personal and original (i.e. not a straight copy of someone else's work or ideas).

In addition to enquiring about and looking through your child's photography work and talking to them about what they are doing, two other things are really supportive of success in this subject.

- Having access to their own digital camera and a computer with image editing software at home is immensely useful. A memory stick or external hard drive is also very useful for transporting and storing imagery.
- Supporting your child to make a regular commitment to working on their photography at home (AT **LEAST AN HOUR A WEEK** – slower paced students will need longer). It is impossible to cram or catch up on art course/exam work at the last minute – **SUCCESS REQUIRES A STEADY, ONGOING APPROACH OVER THE WHOLE OF Y10 AND Y11** (the coursework submitted at the end of the course is drawn from the *whole* of the two year period, so quality work is required from Y10 as well as Y11).

All students will clearly receive support from their teacher in lessons. In Photography, especially in Y11, the expectation is that students develop their own ideas and work independently, so feedback is one-to-one and tailored to the individual student. We encourage students to research and find their own supporting artists and to use whatever visual making skills they feel most confident in (even if this is an area not explicitly taught on the course – examples might be making animations or shooting film for a video blog).

Your child will benefit enormously from your interest and support, even if you don't consider yourself to be particularly "arty". Thank you for your time and good luck – you may even end up with something inspiring to hang on the wall!





# Year 9 Transition into Year 10

**Subject:** Business Studies

**Examination Title:** GCSE Business Studies 9-1 (J204)

**Key Contacts:**

Mr G Hughes – Head of Department [GHughes@plymstockschool.org.uk](mailto:GHughes@plymstockschool.org.uk)

**Examination Board:** OCR

**Examination Board Syllabus Website:**

<https://ocr.org.uk/qualifications/gcse/business-j204-from-2017/>

**Supportive Resources:**

Core Textbook: OCR GCSE Business studies Third edition, M Schofield & A Williams, Hodder. Cost: £19.99

Revision Guide: GCSE Business Studies 9-1 Complete Revision & Practice – CGP  
ISBN: 1789080886 Cost: £10.99

<http://www.bbc.co.uk/education/subjects/zjnygk7>

<https://resources.wjec.co.uk/Pages/ResourceSingle.aspx?rlid=2541>

**Additional information and Holiday Preparation**

- Please encourage students to read newspapers regarding topical business issues. Read these together and discuss the main points of the texts. Consider the key aspects for main stakeholders involved in the issues.
- Discuss your experiences in work and share good/bad practice. Discuss the real life problems that affect the workplace and how they impact upon the customer and other stakeholders.
- Read business activity booklet issued and answer questions on sole traders only.
- Use the OCR exam board's website for past papers and mark schemes.



## Year 9 Transition into Year 10

**Subject:** Cambridge National Enterprise and Marketing

**Examination Title:** Enterprise and Marketing Level 1/2 Certificate - J819

**Key Contacts:**

Mr G Hughes – Head of Department [GHughes@plymstockschool.org.uk](mailto:GHughes@plymstockschool.org.uk)

**Examination Board:** OCR

**Examination Board Syllabus Website:**

<https://www.ocr.org.uk/qualifications/cambridge-nationals/enterprise-and-marketing-level-1-and-2-certificate-j819/>

**Supportive Resources:**

Textbook : Cambridge National Level 1/2 Enterprise and Marketing (2019) bailey & L Oliver, Hodder ISBN: 1510456767

Revision Guide: GCSE Business Studies 9-1 Complete Revision & Practice – CGP  
ISBN: 1789080886 Cost: £10.99

<http://www.bbc.co.uk/education/subjects/zjnygk7>

<https://resources.wjec.co.uk/Pages/ResourceSingle.aspx?rlid=2541>

**Additional information and Holiday Preparation**

- Please encourage students to meet coursework deadlines. There is a high percentage of coursework and it could be the difference if the exam proves to be difficult.
- Discuss your experiences in work and share good/bad practice. Discuss the real life problems that affect the workplace and how they impact upon the customer and other stakeholders.
- Read business activity booklet issued and answer questions on sole traders only.
- Use the OCR exam board's website for past papers and mark schemes.



## Year 9 Transition into Year 10

**Subject:** Drama

**Examination Title:** GCSE Drama

**Key Contacts:**

Mr K Chick – SLT Link Drama [KChick@plymstockschool.org.uk](mailto:KChick@plymstockschool.org.uk)

Mrs S Lowe – Head of Performing Arts [SLowe@plymstockschool.org.uk](mailto:SLowe@plymstockschool.org.uk)

Mr N Bellamy – KS3/4 Manager Drama [NBellamy@plymstockschool.org.uk](mailto:NBellamy@plymstockschool.org.uk)

**Examination Board:** AQA

**Examination Board Syllabus Website:**

<http://www.aqa.org.uk/subjects/drama/gcse/drama-8261>

**Supportive Resources:**

<http://www.bbc.co.uk/education/subjects/zbckjxs>

<http://www.theatreroyal.com/>

**Additional information and Holiday Preparation**

Students should build on their knowledge of key performance techniques including –  
*Chorus, tableaux, flashback/forward, counterpoint, synchronised movement, repetition/echo, unison, monologue, narration.*

Students can also visit the BBC Bitesize website (see resources) and complete the tasks or watch the clip to further enhance their subject knowledge.

Experience of live theatre is always desirable on the GCSE Drama course. Our students will have opportunities to see performances throughout the course but could benefit from watching a live/streamed play during the summer. Familiarising themselves with the play *Blood Brothers* should be greatly encouraged.



## Year 9 Transition into Year 10

**Subject:** Design & Technology

**Examination Title:** GCSE Design & Technology (9-1)

**Key Contacts:**

Miss E Pring – Head of D & T Department [EJPring@plymstockschool.org.uk](mailto:EJPring@plymstockschool.org.uk)

**Examination Board:** Eduqas

**Examination Board Syllabus Website:**

<https://www.eduqas.co.uk/qualifications/design-and-technology/gcse/>

**Supportive Resources:**

Core Textbook: GCSE Design & Technology (Hodder)

- **Paperback:** 352 pages
- **Publisher:** Hodder Education (25 Jan. 2019)
- **Language:** English
- **ISBN-10:** 151045134X
- **ISBN-13:** 978-1510451346

[https://www.amazon.co.uk/WJEC-Eduqas-GCSE-Design-Technology/dp/151045134X/ref=asc\\_df\\_151045134X/?tag=googshopuk-21&linkCode=df0&hvadid=310867999190&hvpos=1o3&hvnetw=g&hvrnd=7451054471832385449&hvpone=&hvptwo=&hvqmt=&hvdev=c&hvdvcmdl=&hvlocint=&hvlocphy=9045314&hvtargid=pla-635161327355&psc=1&th=1&psc=1](https://www.amazon.co.uk/WJEC-Eduqas-GCSE-Design-Technology/dp/151045134X/ref=asc_df_151045134X/?tag=googshopuk-21&linkCode=df0&hvadid=310867999190&hvpos=1o3&hvnetw=g&hvrnd=7451054471832385449&hvpone=&hvptwo=&hvqmt=&hvdev=c&hvdvcmdl=&hvlocint=&hvlocphy=9045314&hvtargid=pla-635161327355&psc=1&th=1&psc=1)

<http://www.technologystudent.com/>

<http://www.design-technology.info/>

<http://www.design-technology.org/>

[http://wiki.dtonline.org/index.php/Main\\_Page](http://wiki.dtonline.org/index.php/Main_Page)

<https://www.bpf.co.uk/>



**Subject:** Design & Technology (*continued*)

### **Additional information and Holiday Preparation**

It would be ideal for students to have a good knowledge of the specification and develop some important basic skills before they commence the course in September. This needs to include:

1. Know the structure of the course and the elements they need to have an understanding of.
2. Be able to draw and sketch in 3D with some confidence, practise sketching by looking at everyday products. Students could design or redesign a product of their choice, sketching it from all angles.
3. Be able to add colour, tone and texture effectively to a sketch or drawing. All students should have a decent set of coloured pencils.
4. Students will need to develop an understanding of the use of CAD in industry – the best way that they can do this is by downloading Google SketchUp and learn how to use it.



# Year 9 Transition into Year 10

**Subject:** BTEC Construction and the Built Environment

**Examination Title:** BTEC First Award Level 1/2

**Key Contacts:**

Miss E Pring – Head of D & T Department [EJPring@plymstockschool.org.uk](mailto:EJPring@plymstockschool.org.uk)

Mr S Wookey – Construction teacher [SWookey@plymstockschool.org.uk](mailto:SWookey@plymstockschool.org.uk)

**Examination Board:** BTEC Pearson

**Examination Board Syllabus Website:**

[https://qualifications.pearson.com/content/dam/pdf/BTEC-Firsts/Construction-and-the-Built-Environment/2013/Specification-and-sample-assessments/BTECFIRST\\_AWARD\\_CBE\\_SPEC\\_ISS3.pdf](https://qualifications.pearson.com/content/dam/pdf/BTEC-Firsts/Construction-and-the-Built-Environment/2013/Specification-and-sample-assessments/BTECFIRST_AWARD_CBE_SPEC_ISS3.pdf)

**Supportive Resources:**

<https://qualifications.pearson.com/en/qualifications/btec-firsts/construction-and-the-built-environment-2013-nqf.html>

<http://ukconstructionweek.com/>

[https://www.goconstruct.org/?gclid=CO\\_o3-Sd680CFcSRGwodzzoDvw](https://www.goconstruct.org/?gclid=CO_o3-Sd680CFcSRGwodzzoDvw)

**Additional information and Holiday Preparation**

It would be ideal for students to have a good knowledge of the key elements of the construction industry, especially Health & Safety. This needs to include:

1. An understanding of the health & safety signs used on construction sites
2. An understanding of the health & safety clothing worn by construction workers
3. An understanding of the basic tools and equipment used by a carpenter or joiner
4. An understanding as to how a construction project is planned and who is involved; what the constraints are and how a building is designed and built. It is well worth a student conducting some prior research and starting to develop their knowledge.
5. Students should watch programmes such as DIY SOS, The Big Build, Grand Designs and George Clarke's Amazing Spaces to gain some understanding.



# Year 9 Transition into Year 10

**Subject:** Food Preparation and Nutrition

**Examination Title:** GCSE (9-1) Food Preparation and Nutrition 8585

**Key Contacts:**

Mrs L Worley – Course Leader [LLWorley@plymstockschool.org.uk](mailto:LLWorley@plymstockschool.org.uk)

Miss E Pring – Head of D & T Department [EJPring@plymstockschool.org.uk](mailto:EJPring@plymstockschool.org.uk)

**Examination Board:** AQA

**Examination Board Syllabus Website:**

<http://www.aqa.org.uk/subjects/food-preparation-and-nutrition/gcse>

**Supportive Resources:**

Core Textbook: AQA GCSE Food Preparation and Nutrition - Anita Tull, John Littlewood.  
ISBN: 9781908682789 Cost: £21.99

[www.nutrition.org.uk/](http://www.nutrition.org.uk/)

[www.aqa.org.uk](http://www.aqa.org.uk)

[foodafactoflife.org.uk/](http://foodafactoflife.org.uk/)

**Additional information and Holiday Preparation**

It would be ideal for students to have a basic knowledge of the current healthy eating guidelines, before they commence the course in September. Any cooking opportunity would be beneficial particularly practice of the 12 key skills. This needs to include:

1. Knowing the sections of the new Eatwell Guide and the 8 top tips for healthy eating, as well as the main sources and functions of the key macro and micronutrients which include fats, proteins, carbohydrates, vitamins A, B group, C, D, E, K, calcium, iron, sodium, fluoride, iodine and phosphorus, as well as fibre and water.
2. Know the 12 key practical skills and practise them, these include:
  - Skill 1: General practical skills (Weigh and measure. Prepare ingredients and equipment. Select and adjust cooking times. Test for readiness.)
  - Skill 2: Knife skills (Fruit and vegetables. Meat, fish or alternatives)
  - Skill 3: Preparing fruit and vegetables
  - Skill 4: Use of the cooker (grill and oven) and
  - Skill 5: Use of equipment (blender, mixer, microwave, food processor, pasta machine)
  - Skill 6: Cooking methods (water, dry and fat)
  - Skill 7: Prepare, combine and shape
  - Skill 8: Sauce making (Starch based eg roux, Reduction eg bolognese, Emulsion)
  - Skill 9: Tenderise and marinate
  - Skill 10: Dough (making a dough – bread, pastry, pasta. Shaping and finishing)
  - Skill 11: Raising agents (eggs, chemical, steam, biological)
  - Skill 12: Setting mixtures (removal of heat, use of protein)



# Year 9 Transition into Year 10

**Subject:** Hospitality and Catering

**Examination Title:** Hospitality and Catering level 1/2 Award

**Key Contacts:**

Mrs K Rundle – Course Leader [KRundle@plymstockschool.org.uk](mailto:KRundle@plymstockschool.org.uk)

Miss E Pring – Head of D & T Department [EJPring@plymstockschool.org.uk](mailto:EJPring@plymstockschool.org.uk)

**Examination Board:** WJEC

**Examination Board Syllabus Website:**

<https://www.wjec.co.uk/qualifications/hospitality-and-catering/hospitality-and-catering-level-1-2-award.html>

**Supportive Resources:**

Core Textbook: WJEC Vocational Award Hospitality and Catering Level 1/2 - Anita Tull, Alison Turner. ISBN: 1911208640 Cost: £21.99

[www.nutrition.org.uk/](http://www.nutrition.org.uk/)

[www.wjec.org.uk](http://www.wjec.org.uk)

[foodafactoflife.org.uk/](http://foodafactoflife.org.uk/)

**Additional information and Holiday Preparation**

It would be ideal for students to have a basic knowledge of the current healthy eating guidelines, before they commence the course in September. Any cooking opportunity would be beneficial. There also needs to be an awareness of the hospitality industry. This needs to include:

1. Knowing the sections of the Eatwell Guide and the 8 top tips for healthy eating, as well as the main sources and functions of the key macro and micronutrients which include fats, proteins, carbohydrates, vitamins A, B group, C, D, calcium, iron, sodium, as well as fibre and water.
2. Practise a range of cooking skills to include both sweet and savoury options such as cake making, pastry making and fruit and vegetable preparation.
3. Visit a local tourist information office/website and discover the range of hospitality outlets in the city to include residential and non-residential establishments





## Year 9 Transition into Year 10

**Subject:** English Language

**Examination Title:** GCSE (9-1) English Language 8700

**Key Contacts:**

Mr G Dale – 2<sup>nd</sup> i/c of English, KS4 Manager [GDale@plymstockschool.org.uk](mailto:GDale@plymstockschool.org.uk)

Ms D Burgess – Head of English [DBurgess@plymstockschool.org.uk](mailto:DBurgess@plymstockschool.org.uk)

**Examination Board:** AQA

**Examination Board Specification Website:**

<http://filestore.aqa.org.uk/resources/english/specifications/AQA-8700-SP-2015.PDF>

**Supportive Resources:**

[www.aqa.org.uk](http://www.aqa.org.uk)

[www.bbc.co.uk/education/subjects/zr9d7ty](http://www.bbc.co.uk/education/subjects/zr9d7ty)

**grammar-monster.com**

**grammarbook.com**

**Additional information and Holiday Preparation**

Students are encouraged to read a wide variety of texts. These do not have to be just Literature texts but can also include broadsheet newspapers, magazines, or material related to other curriculum areas.

Any creative writing that students wish to embark on, especially descriptive and argumentative writing should be encouraged. Ideas for tasks can be obtained from their English teacher.

Spelling, punctuation and grammar are focused on more heavily in the new GCSE course – there is a wealth of resources online to support these areas.



## Year 9 Transition into Year 10

**Subject:** English Literature

**Examination Title:** GCSE (9-1) English Literature 8702

**Key Contacts:**

Mr G Dale – 2<sup>nd</sup> i/c of English, KS4 Manager [GDale@plymstockschool.org.uk](mailto:GDale@plymstockschool.org.uk)

Ms D Burgess – Head of English [DBurgess@plymstockschool.org.uk](mailto:DBurgess@plymstockschool.org.uk)

**Examination Board:** AQA

**Examination Board Specification Website:**

<http://filestore.aqa.org.uk/resources/english/specifications/AQA-8702-SP-2015-V1-1.PDF>

**Supportive Resources:**

[www.aqa.org.uk](http://www.aqa.org.uk)

[www.bbc.co.uk/education/subjects/zr9d7ty](http://www.bbc.co.uk/education/subjects/zr9d7ty)

Macbeth – York Notes for GCSE (1-9)

An Inspector Calls – York Notes for GCSE (1-9)

A Christmas Carol – York Notes for GCSE (1-9)

**Additional information and Holiday Preparation**

For this course, students will study *Macbeth* by William Shakespeare, *An Inspector Calls* by J B Priestley, *A Christmas Carol* by Charles Dickens and 15 poems from an AQA anthology.

Students are advised to read as widely as possible – ideas can be supplied by their English teacher and our school library team.

Although students are not expected to read the above texts before embarking on the course, any study of the contexts they were written in would be beneficial. For example, research into attitudes towards witches during the 16<sup>th</sup> century would prove useful.



# Year 9 Transition into Year 10

**Subject:** Geography

**Examination Title:** GCSE Geography (9-1) Edexcel B 1GB0

**Key Contacts:**

Miss A Bartlett – Head of Geography [ABartlett@plymstockschool.org.uk](mailto:ABartlett@plymstockschool.org.uk)

Mr J Wright – Key Stage 5 Manager of Geography [JWright@plymstockschool.org.uk](mailto:JWright@plymstockschool.org.uk)

Mrs K Blundy – Teacher of Geography [KBlundy@plymstockschool.org.uk](mailto:KBlundy@plymstockschool.org.uk)

Miss A Easton – Teacher of Geography [AEaston@plymstockschool.org.uk](mailto:AEaston@plymstockschool.org.uk)

Mr A Schindler – Teacher of Geography [ASchindler@plymstockschool.org.uk](mailto:ASchindler@plymstockschool.org.uk)

**Examination Board:** Edexcel

**Examination Board Syllabus Website:**

<http://qualifications.pearson.com/en/qualifications/edexcel-gcses/geography-b-2016.html>

**Supportive Resources:**

- **Pearson:** Revise Edexcel GCSE (9-1) Geography B Revision Guide, **Price: £5.99, ISBN: 9781292133782, Available: Oct 2016**
- **Pearson:** Revise Edexcel GCSE (9-1) Geography B Revision Workbook, **Price: £5.99, ISBN: 9781292133768, Available: Oct 2016.**
- **Pearson:** GCSE (9-1) Geography specification B: Investigating Geographical Issues, **Price: £24.99, ISBN: 9781446927762, Available: June 2016**
- **OUP:** GCSE Geography Edexcel B, **Price: £25.00, ISBN: 9780198366577, Available: May 2016**

**Useful websites to support study at home**

- <http://www.revisionworld.com/gcse-revision/geography>
- <http://www.gcsegeography.co.uk/home>
- <http://www.s-cool.co.uk/gcse/geography>
- <http://www.coolgeography.co.uk>
- <http://www.bbc.co.uk/schools/gcsebitesize/geography/>
- <http://www.geography.learnontheinternet.co.uk/gcse/>
- <http://qualifications.pearson.com/en/qualifications/edexcel-gcses/geography-b-2016.html>

**Additional information and Holiday Preparation**

It would be ideal for students to have a knowledge of the command words used within examination questions for this specification, alongside a basic knowledge of the taiga biome before they commence the course in September.

- Students must be able to define and understand the meaning of the following command words: Identify, state, name, define, calculate, draw/plot, label, describe, compare, explain, suggest and assess.
- Students need to complete the 'Forests Under Threat: Taiga' Booklet, issued by their class teachers. Copies of this document are also available via SMHW.



## Year 9 Transition into Year 10

**Subject:** Health & Social Care

**Examination Title:** Cambridge National Health & Social Care

**Key Contacts:**

Mrs L Dover – Head of Department [LDover@plymstockschool.org.uk](mailto:LDover@plymstockschool.org.uk)

**Examination Board:** OCR

**Examination Board Syllabus Website:**

[www.ocr.org.uk](http://www.ocr.org.uk)

**Supportive Resources:**

**Course Textbook:** Adams. J et al, Cambridge National Level 1 / 2 Health & Social Care 2017 Hodder International

Adams J My Revision Notes - Cambridge National Level 1 / 2 Health & Social Care 2018 Hodder International

Fisher. A et al, GCSE Health & Social Care for OCR 2009 Oxford University Press Oxford

**Additional information and Holiday Preparation**

Students will complete three Coursework Units in Year 10 and Year 11. The Coursework Units are made up of a series of assignments which give students the opportunity to demonstrate their understanding of the key content. Coursework units are internally assessed and externally moderated and make up 75% of the overall grade.

Homework will be research tasks to support the completion of the coursework tasks. Students complete their 'write-up' in the classroom in examination conditions and are required to follow the strict rules regarding examination conduct.

During Year 11 students will also study Unit 1 'Essential values of care for use with individuals in care settings'. In June students will complete a one-hour written examination based on this unit. This makes up 25% of the final grade. As part of the homework programme, students will be required to complete the course Homework Booklet.

**Holiday Homework** – During the Summer Holiday students can prepare for this course by considering the following:

What is Health Care? Which services provide Health care in Plymstock/Plymouth?

What is Social Care? Which services provide Social care in Plymstock/Plymouth?

What is Early Years Care? Which services provide Early Years care in Plymstock/Plymouth?

Students should also be encouraged to read BBC Health News online and watch 'Health and Social Care' TV programmes such as *24 Hours in A& E* and *The Secret Life of 4/5 Year olds*.



# Year 9 Transition into Year 10

**Subject:** History

**Examination Title:** GCSE (9-1) History

**Key Contacts:**

Mr A Withey – Head of History [AWithey@plymstockschool.org.uk](mailto:AWithey@plymstockschool.org.uk)

Miss H Barr – Key Stage Manager of History [HBarr@plymstockschool.org.uk](mailto:HBarr@plymstockschool.org.uk)

**Examination Board:** Edexcel

**Examination Board Syllabus Website:**

[www.qualifications.pearson.com/en/subjects/history.html](http://www.qualifications.pearson.com/en/subjects/history.html)

**Supportive Resources:**

The above contains links to the approved and published Hodder Textbooks.

<http://www.historynetwork.co.uk/gcse/>

<http://www.bbc.co.uk/education/subjects/zj26n39>

[www.plymstockschool.org.uk](http://www.plymstockschool.org.uk)

The above allows for access to the teaching resources and support materials on the Teaching and Learning Drive.

**Additional information and Holiday Preparation**

To consolidate your Y9 Cold War (Paper 2) studies, students will be completing the Topic on a Page A3 sheets for submission at the start of Y10. Based on the Purple Hodder Textbooks or, using the HistoryLearningSite students should complete these sheets.

<https://www.historylearningsite.co.uk/modern-world-history-1918-to-1980/the-cold-war/>

An understanding of key terms and dates for Germany 1918-39 would be advantageous. Various activities can be found at:

<http://www.historynetwork.co.uk/gcse/>

Reading the approved Hodder textbook or existing texts (available from the department) would be of use:

<http://www.historynetwork.co.uk/gcse/>



# Year 9 Transition into Year 10

**Subject:** Computer Science

**Examination Title:** OCR (9-1) Computer Science

**Key Contacts:**

Mr S Rogers – Head of Department [SRogers@plymstockschool.org.uk](mailto:SRogers@plymstockschool.org.uk)

**Examination Board:** OCR

**Examination Board Syllabus Website:**

<http://www.ocr.org.uk/qualifications/gcse-computer-science-j276-from-2016/>

**Supportive Resources:**

Textbook: GCSE for OCR: Computer Science (Student Book) – ISBN: 978-1-316-50403-1

BBC Bitesize - <http://www.bbc.co.uk/education/subjects/z34k7ty>

Codecademy - <https://www.codecademy.com/learn/python>

Teach ICT - [http://www.teach-ict.com/gcse\\_computing/ocr/GCSE\\_A451\\_topics.html](http://www.teach-ict.com/gcse_computing/ocr/GCSE_A451_topics.html)

**Additional information and Holiday Preparation**

It would be beneficial for students to start the course with an understanding of the Python programming language. The best way to do this is to actually start writing programs.

The Codecademy Python course provides an excellent structure for self-study and if completed will give students a head start for the new course.

Secondly, an understanding of Computer Systems, how they are made up and how they are used, would be a good foundation for the theoretical aspects of the course.



# Year 9 Transition into Year 10

**Subject:** Creative iMedia

**Examination Title:** Cambridge National (Creative iMedia)

**Key Contacts:**

Miss S Reeve (Class Teacher) – [SReeve@plymstockschool.org.uk](mailto:SReeve@plymstockschool.org.uk)

Mrs R Swan (Class Teacher) – [RSwan@plymstockschool.org.uk](mailto:RSwan@plymstockschool.org.uk)

Mr S Rogers (Head of Department) – [SRogers@plymstockschool.org.uk](mailto:SRogers@plymstockschool.org.uk)

**Examination Board:** OCR

**Examination Board Syllabus Website:**

<https://www.ocr.org.uk/qualifications/cambridge-nationals/creative-imedia-level-1-2-award-certificate-j807-j817/>

**Supportive Resources:**

Textbook: Creative iMedia (Kevin Wells et al) Hodder Education

Revision Guide: Creative iMedia L1/2 (Kevin Wells) Hodder Education

Currently this is cheaper on Amazon than from the Publisher.

**Additional information:**

It would be beneficial if students could begin the year with an understanding of what makes a good presentation and experience of using a range of interactive presentations such as:

- Web sites for large venues e.g. British Science Museum
- Order Points in Restaurants
- Self-Service Checkouts
- Self-Service Ticket Machines

When using these students should be considering:

- how easy they are to use,
- who they are aimed at,
- how they are laid out,
- how they make them accessible to users with disabilities e.g. hearing or visual impairments.



# Year 9 Transition into Year 10

**Subject:** Mathematics

**Examination Title:** GCSE (9-1) in Mathematics (1MA1)

**Key Contacts:**

Head of Maths: Miss K Marshall [KMarshall@plymstockschool.org.uk](mailto:KMarshall@plymstockschool.org.uk)

Second in Maths: Miss S Pelley [SMPelley@plymstockschool.org.uk](mailto:SMPelley@plymstockschool.org.uk)

**Examination Board:** Edexcel

**Examination Board Syllabus Website:**

<https://qualifications.pearson.com/en/qualifications/edexcel-gcses/mathematics-2015.html>

Specification:

<https://qualifications.pearson.com/content/dam/pdf/GCSE/mathematics/2015/specification-and-sample-assesment/gcse-maths-2015-specification.pdf>

**Supportive Resources:**

Websites:

[www.mymaths.co.uk](http://www.mymaths.co.uk)

[www.vle.mathswatch.co.uk](http://www.vle.mathswatch.co.uk)

Students will have been given the login details for these websites.

There are various other websites available to use to help improve students' maths skills – a quick Google search will show many others!

We recommend the following revision books for students to use as part of their revision also: <https://www.cgpbooks.co.uk/Parent/books-gcse-maths-new>

**Additional information and Holiday Preparation**

In preparation:

Work for the Mathematics GCSE will build on previous work covered for Mathematics throughout students' schooling, including their primary and Key Stage 3 work. Students have been set an assignment on the MathsWatch vle website (address above). All students should complete the work relevant to them and the class they will be moving into for September. Class teachers will have spoken to their students so they all know what to do. If they cannot do a question they should watch the related clip before having another attempt.

During study:

Students need to ensure they complete all tasks thoroughly in class and for homework. Whenever they are struggling with any area of work they must make sure they seek help immediately, if required, to ensure there are no gaps in their learning. Frequent revision of previous work studied is vital for students who wish to achieve their full potential in the subject.





# Year 9 Transition into Year 10

**Subject:** French

**Examination Title:** GCSE (9-1) FRENCH 1FR0

**Key Contacts:**

Ms N Baker – Head of MFL Department [NBaker@plymstockschool.org.uk](mailto:NBaker@plymstockschool.org.uk)

Mrs R Kent – KS4 French Manager [RMKent@plymstockschool.org.uk](mailto:RMKent@plymstockschool.org.uk)

**Examination Board:** Edexcel

**Examination Board Syllabus Website:**

<http://qualifications.pearson.com/en/qualifications/edexcel-gcses/french-2016.html>

**Supportive Resources:**

- Core textbook: Studio Edexcel French Higher, Pearson ISBN: 9781292117836 £20.99
- Strongly recommended for homework support: Studio Edexcel Grammar and Translation workbook ISBN: 9781292132990 £5.99
- Revision guide and workbook: CGP French 9-1 Edexcel (order through school during Autumn term for best discount)

Language subscription websites such as [www.linguascope.com](http://www.linguascope.com) and [www.zutlanguageskills.co.uk](http://www.zutlanguageskills.co.uk) (passwords available from teachers).

<http://www.frenchinaclick.co.uk/>

**Additional information and Holiday Preparation**

Available on Learning and Teaching on the school website (L&T – MFL – Y9 into 10 transition). Students should look over the 4 documents and learn as much as possible by heart.

Students should avoid using translation software such as Google translate as it is unreliable. We find [www.wordreference.com](http://www.wordreference.com) to be the most accurate online French dictionary.



## Year 9 Transition into Year 10

**Subject:** German

**Examination Title:** GCSE (9-1) GERMAN 1GN0

**Key Contacts:**

Ms N Baker – Head of MFL Department [NBaker@plymstockschool.org.uk](mailto:NBaker@plymstockschool.org.uk)

**Examination Board:** Edexcel

**Examination Board Syllabus Website:**

<http://qualifications.pearson.com/en/qualifications/edexcel-gcses/german-2016.html>

**Supportive Resources:**

- Core textbook: Stimmt! Edexcel German Higher, Pearson ISBN: 9781292118192 £20.99
- Strongly recommended for homework support: Stimmt! Edexcel Grammar and Translation workbook ISBN: 9781292132730 £5.99
- Revision guide and workbook: CGP German 9-1 Edexcel (order through school during Autumn term for best discount)

Language subscription websites such as [www.linguascope.com](http://www.linguascope.com) and [www.gutlanguageskills.co.uk](http://www.gutlanguageskills.co.uk) (passwords available from teachers).

<http://www.lerndeutsch.org.uk/>

**Additional information and Holiday Preparation**

Available on Learning and Teaching on the school website (L&T – MFL – Y9 into 10 transition). Students should look over the 4 documents and learn as much as possible by heart.

Students should avoid using translation software such as Google translate as it is unreliable. We find [www.dict.cc](http://www.dict.cc) to be the most accurate online German dictionary.



## Year 9 Transition into Year 10

**Subject:** Travel & Tourism

**Examination Title:** Edexcel BTEC Level 1/Level 2 First Award in Travel and Tourism

**Key Contacts:**

Ms N Baker – Course Leader [NBaker@plymstockschool.org.uk](mailto:NBaker@plymstockschool.org.uk)

**Examination Board:** Edexcel

**Examination Board Syllabus Website:**

[www.qualifications.pearson.com/en/qualifications/btec-firsts/travel-and-tourism-2013-nqf.html](http://www.qualifications.pearson.com/en/qualifications/btec-firsts/travel-and-tourism-2013-nqf.html)

**Supportive Resources:**

Key Text: BTEC First Travel & Tourism by Appleyard, Aston, Dale, Jeffries et al.  
published by Pearson  
ISBN: 978-1-4469-0627-9

Copies available in class.

Edexcel online has some very helpful information about the course and past papers.  
Other resources from here are available in the Teaching and Learning section of the school site.

**Additional information and Holiday Preparation**

Available on Learning and Teaching on the school website (L&T – Travel and Tourism – Y9 into 10 transition)



# Year 9 Transition into Year 10

**Subject:** Music

**Examination Title:** GCSE (9-1) Music

**Key Contacts:** Mrs S Lowe [SLowe@plymstockschool.org.uk](mailto:SLowe@plymstockschool.org.uk)

**Examination Board:** OCR

**Examination Board Syllabus Website:**

<https://www.ocr.org.uk/qualifications/gcse/music-j536-from-2016/>

**Supportive Resources:**

<https://www.musictheory.net/> This is a website specifically for teaching music theory. Click on lessons from the menu at the top of the screen and try the first few lessons. The top 6 would be most useful, the last ones are more advanced than you need for GCSE.

<https://www.bbc.com/bitesize/examspecs/zv7gxyc> The OCR section of this website is really useful preparation for the Areas of Study we will cover.

**Additional information and holiday preparation:**

Before returning in September, it would be useful if students can have given some thought to pieces they might like to perform for their GCSE. They can play any instrument or sing and can perform in any genre. All students will be completing a performance before Christmas so early preparation for this will be really helpful.

Also, please can all students familiarise themselves with a website we will be using called Focus on Sound. There are lots of lessons on here about music theory, musical genres and musical instruments. After each lesson, you have a quiz and your results are sent through to your teacher. Log in details are:

- Go to <https://plymstockschool.musicfirst.co.uk>
- Username is your surname followed by your first initial (so Joe Bloggs would be BloggsJ) and your password is **music** (all lower case).
- Click on 'Focus on Sound'
- Choose lessons from the top of the page

From here you can see all the lesson categories. Over the summer holidays I would like everyone to complete the three lessons and quizzes in the **Basics** section before your first lesson in September.



**Subject:** Music (*continued*)

Additionally, it would be useful (but not essential) to look at the **music theory** section and specifically the lessons on

- Notes of the treble clef
- Basic signs
- Note lengths
- Dynamics (1 and 2)
- Articulation

Also, any of the musical instrument sections to assist you with recognising the sound of different instruments.

If you have any problems logging in, please email Mrs Lowe on the email address above.



# Year 9 Transition into Year 10

**Subject:** Physical Education

**Examination Title:** GCSE (9-1) Physical Education J587

**Key Contacts:**

Mrs K Tyrrell – Head of PE Department [KTyrrell@plymstockschool.org.uk](mailto:KTyrrell@plymstockschool.org.uk)

Mr M A Taylor [MATaylor@plymstockschool.org.uk](mailto:MATaylor@plymstockschool.org.uk)

Mr M K Taylor [MKTaylor@plymstockschool.org.uk](mailto:MKTaylor@plymstockschool.org.uk)

**Examination Board:** OCR

**Examination Board Syllabus Website:**

[www.ocr.org.uk/qualifications/gcse-physical-education-j587-from-2016/](http://www.ocr.org.uk/qualifications/gcse-physical-education-j587-from-2016/)

**Supportive Resources:**

My Revision Notes OCR GCSE 9-1 PE Second Edition – Sarah Powell ISBN 9781510405257 £9.99 (Highly Recommended)

GCSE PE - Pocket Posters: The Pocket-Sized Revision Guide £2.99

[www.teachpe.com](http://www.teachpe.com)

[www.ocr.org.uk](http://www.ocr.org.uk)

[www.bbc.co.uk/education/subjects/znyb4wx](http://www.bbc.co.uk/education/subjects/znyb4wx)

[www.gojimo.com](http://www.gojimo.com)

**Additional information and Holiday Preparation**

It would be ideal for students to have a basic knowledge of the skeletal and muscular systems before they commence the course in September. This needs to include:

1. Know the name and location of the following bones in the human body: cranium, vertebrae, ribs, sternum, clavicle, scapula, pelvis, humerus, ulna, radius, carpels, metacarpals, phalanges, femur, patella, tibia, fibula, tarsals, and metatarsals.
2. Know the name and location of the following muscle groups in the human body and be able to apply their use to examples from physical activity/sport: deltoid, trapezius, latissimus dorsi, pectorals, biceps, triceps, abdominals, quadriceps, hamstrings, gluteals, and gastrocnemius.



## Year 9 Transition into Year 10

**Subject:** Physical Education

**Examination Title:** OCR Cambridge National Certificate in Sport Science J812

**Key Contacts:**

Mrs K Tyrrell – Head of PE Department [KTyrrell@plymstockschool.org.uk](mailto:KTyrrell@plymstockschool.org.uk)

Mrs M Kirk – [MKirk@plymstockschool.org.uk](mailto:MKirk@plymstockschool.org.uk)

Mrs H Hughes – [HKHughes@plymstockschool.org.uk](mailto:HKHughes@plymstockschool.org.uk)

Mrs N Campbell – [NCampbell@plymstockschool.org.uk](mailto:NCampbell@plymstockschool.org.uk)

Mr N Bellamy – [NBellamy@plymstockschool.org.uk](mailto:NBellamy@plymstockschool.org.uk)

**Examination Board:** OCR

**Examination Board Syllabus Website:**

<http://www.ocr.org.uk/qualifications/cambridge-nationals/cambridge-nationals-sport-science-level-1-2-j802-j812/>

**Supportive Resources:**

[www.ocr.org.uk](http://www.ocr.org.uk)

<http://www.ocr.org.uk/students/>

**Cambridge National Level 1/2 Sport Science** by Mike Murray and Ross Howitt

ISBN: 978-1-5104-5643-3

£21.99

**Additional information:** In Yr10 students will complete the following two units:

**R045: Sports nutrition**

– Assessed through a series of coursework based tasks.

Students explore the role that diet plays in different sports and activities and the importance of a healthy, balanced diet that includes essential nutrients in the correct quantities. They use the knowledge they gain to produce an appropriate, effective diet plan for a performer.

**R041: Reducing the risk of sports injuries**

– Assessed by a 60min written paper in June

Students learn how to prepare participants to take part in physical activity so that they minimise the risk of injuries. They also learn how to respond to common sporting injuries and how to recognise the symptoms of some common medical conditions.



# Year 9 Transition into Year 10

**Subject:** Religious Studies

**Examination Title:** GCSE Religious Studies

**Key Contacts:**

Mrs D Slade – Head of Department [DSlade@plymstockschool.org.uk](mailto:DSlade@plymstockschool.org.uk)

Mrs G Tendell [GTendell@plymstockschool.org.uk](mailto:GTendell@plymstockschool.org.uk)

**Examination Board:** Eduqas

**Examination Board Syllabus Website:**

<http://www.eduqas.co.uk/qualifications/religious-studies/gcse/>

**Supportive Resources:**

<https://www.bbc.com/education/subjects/zb48q6f>

<http://www.eduqas.co.uk/qualifications/religious-studies/gcse/>

<http://www.bbc.co.uk/religion/religions/>

[X:\RS\2. KS4 EDUQAS](#)

[https://www.youtube.com/playlist?list=PLcvEcrsF\\_9zKz1Bb5bLB4kbCK6dgt1O9o&app=desktop](https://www.youtube.com/playlist?list=PLcvEcrsF_9zKz1Bb5bLB4kbCK6dgt1O9o&app=desktop)  
<https://www.bbc.com/bitesize/subjects/zb48q6f>

**Additional information and Holiday Preparation**

Please come to HU3 and take home a textbook for you to look at over the summer holiday. This will give you a flavour of the issues that we will cover in the two year course.

The best help that you can give yourself is watching the news or reading articles in the paper and then discussing an item of interest with your parents/carers. The discussion of current issues, both local and worldwide, will help you to extend your vocabulary and will enable you to engage fully with the ethical issues studied on this course.

Please bring in an article that you have found interesting that links with any of the topics that we cover. You will need to be prepared to discuss the article with the group, so challenge yourself to find out as much about the issue raised as you can.





## Year 9 Transition into Year 10

**Subject:** Science

**Examination Title:** GCSE (9-1) Trilogy Combined Science or GCSE (9-1) Biology, Chemistry and Physics.

**Key Contacts:**

Mrs E Parsons – Head of Science [EParsons@plymstockschool.org.uk](mailto:EParsons@plymstockschool.org.uk)

Ms J Birchnall – 2<sup>nd</sup> i/c of Science [JBirchnall@plymstockschool.org.uk](mailto:JBirchnall@plymstockschool.org.uk)

**Examination Board:** AQA

**Examination Board Syllabus Website:**

[www.aqa.org.uk/subjects/science/gcse/combined-science-trilogy-8464/specification-at-a-glance](http://www.aqa.org.uk/subjects/science/gcse/combined-science-trilogy-8464/specification-at-a-glance)





<https://www.aqa.org.uk/subjects/science/gcse/chemistry-8462> (GCSE Chemistry)

<https://www.aqa.org.uk/subjects/science/gcse/biology-8461> (GCSE Biology)

<https://www.aqa.org.uk/subjects/science/gcse/physics-8463> (GCSE Physics)

**Supportive Resources:**

CGP revision guides – students have had opportunity to purchase via school. Combined or Separate (if chosen the option block).



<https://www.bbc.com/bitesize/subjects/zrkw2hv>

You tuber: Primrose kitten:

[https://www.youtube.com/channel/UCBqvmal8AR4QIK2e0EfJwaA/playlists?view=50&sort=d&shelf\\_id=22](https://www.youtube.com/channel/UCBqvmal8AR4QIK2e0EfJwaA/playlists?view=50&sort=d&shelf_id=22)

**Additional information and Holiday Preparation**

All students have been given three A3, double sided, content retrieval tasks for biology, chemistry and physics. The idea is to do one question per day for each subject. There are also some 'level of response' 6-mark questions. To be handed to their science teacher the 2<sup>nd</sup> week back in September.

Combined and separate scientists will complete the same task.

### GCSE Subject information 2019/2021 at a glance

Department	Exam	Board	Key Contacts	
<b>Art</b>	GCSE Art, Craft and Design 9-1	<b>AQA</b>	Mr O Hurd-Thomas – Head of Art	OHurd-Thomas@plymstockschool.org.uk
			Miss S Graves – Teacher of Art	SGraves@plymstockschool.org.uk
			Miss N Clarke –Teacher of Art	NCClarke@plymstockschool.org.uk
	GCSE Art & Design – Photography 9-1	<b>AQA</b>	Mr O Hurd-Thomas – Head of Art	OHurd-Thomas@plymstockschool.org.uk
Miss N Clarke – Teacher of Photography			NCClarke@plymstockschool.org.uk	
<b>Business Studies</b>	GCSE Business Studies 9-1	<b>OCR</b>	Mr G Hughes – Head of Business	GHughes@plymstockschool.org.uk
	Enterprise and Marketing Level 1/2 Certificate			
<b>Drama</b>	GCSE Drama 9-1	<b>AQA</b>	Mr K Chick (SLT Link Drama)	KChick@plymstockschool.org.uk
			Mrs S Lowe – Head of Performing Arts	SLowe@plymstockschool.org.uk
			Mr N Bellamy – KS3/4 Manager	NBellamy@plymstockschool.org.uk
<b>Design &amp; Technology</b>	GCSE Design & Technology 9-1	<b>Eduqas</b>	Miss E Pring – Head of D&T	EJPring@plymstockschool.org.uk
	BTEC Construction and the Built Environment	<b>Pearson</b>	Miss E Pring – Head of D&T	EJPring@plymstockschool.org.uk
			Mr S Wookey – Teacher of Construction	SWookey@plymstockschool.org.uk
	GCSE (9-1) Food Preparation and Nutrition	<b>AQA</b>	Mrs L Worley – Course Leader	LLWorley@plymstockschool.org.uk
			Miss E Pring – Head of D&T	EJPring@plymstockschool.org.uk
	Hospitality and Catering level 1/2 Award	<b>WJEC</b>	Mrs K Rundle – Course Leader	KRundle@plymstockschool.org.uk
Miss E Pring – Head of D&T			EJPring@plymstockschool.org.uk	
<b>English</b>	GCSE English Language 9-1	<b>AQA</b>	Ms D Burgess – Head of English	DBurgess@plymstockschool.org.uk
	GCSE English Literature 9-1		Mr G Dale – 2nd i/c of English (KS4)	GDale@plymstockschool.org.uk
<b>Geography</b>	GCSE Geography 9-1	<b>Edexcel</b>	Miss A Bartlett – Head of Geography	ABartlett@plymstockschool.org.uk
			Mr J Wright – KS5 Mgr of Geography	JWright@plymstockschool.org.uk
			Mrs K Blundy – Teacher of Geography	KBlundy@plymstockschool.org.uk
			Miss A Easton – Teacher of Geography	AEaston@plymstockschool.org.uk
			Mr A Schindler– Teacher of Geography	ASchindler@plymstockschool.org.uk

Department	Exam	Board	Key Contacts	
Health & Social Care	Cambridge National Health & Social Care	OCR	Mrs L Dover – Head of Department	LDover@plymstockschool.org.uk
History	GCSE History 9-1	Edexcel	Mr A Withey – Head of History	AWithey@plymstockschool.org.uk
			Miss H Barr – Key Stage Mgr of History	HBarr@plymstockschool.org.uk
ICT	GCSE Computer Science 9- 1	OCR	Mr S Rogers – Head of Department	SRogers@plymstockschool.org.uk
	Cambridge National (Creative iMedia)		Mr S Rogers – Head of Department	SRogers@plymstockschool.org.uk
			Mrs R Swan – Teacher of i-Media	RSwan@@plymstockschool.org.uk
			Miss S Reeve – Teacher of i-Media	SRogers@plymstockschool.org.uk
Mathematics	GCSE Mathematics 9-1	Edexcel	Miss K Marshall – Head of Mathematics	KMarshall@plymstockschool.org.uk
			Miss S Pelley – 2nd i/c of Mathematics	SMPelley@plymstockschool.org.uk
MFL	GCSE French 9-1	Edexcel	Ms N Baker – Head of MFL	NBaker@plymstockschool.org.uk
	GCSE German 9-1 Edexcel BTEC Level1/Level2 First Award in Travel and Tourism		Mrs R Kent – KS4 French Manager	RMKent@plymstockschool.org.uk
			Ms N Baker – Head of MFL	NBaker@plymstockschool.org.uk
			Ms N Baker – Head of MFL	NBaker@plymstockschool.org.uk
Music	GCSE Music 9-1	OCR	Mrs S Lowe - Head of Performing Arts	SLowe@plymstockschool.org.uk
Physical Education	GCSE Physical Education 9-1	OCR	Mrs K Tyrrell – Head of PE Department	KTyrrell@plymstockschool.org.uk
	OCR Cambridge National Certificate in Sport Science		Mr M A Taylor – Teacher of PE	MATaylor@plymstockschool.org.uk
			Mr M K Taylor – Teacher of PE	MKTaylor@plymstockschool.org.uk
			Mrs K Tyrrell – Head of PE Department	KTyrrell@plymstockschool.org.uk
			Mrs M Kirk – Teacher of PE	MKirk@plymstockschool.org.uk
			Mrs H Hughes – Teacher of PE	HKHughes@plymstockschool.org.uk
			Mrs N Campbell – Teacher of PE	NCampbell@plymstockschool.org.uk
Religious Studies	GCSE Religious Studies 9-1	Eduqas	Mrs D Slade – Head of Department	DSlade@plymstockschool.org.uk
			Mrs G Tendell – Teacher of RS	GTendell@plymstockschool.org.uk
Science	GCSE (9-1) Trilogy Combined Science or GCSE (9-1) Biology, Chemistry and Physics.	AQA	Mrs E Parsons – Head of Science	EParsons@plymstockschool.org.uk
			Ms J Birchnall – 2nd i/c of Science	JBirchnall@plymstockschool.org.uk

## Tutors

10ADS	Mr A Schindler	ASchindler@plymstockschool.org.uk
10DJW	Mr D Willcocks	DWillcocks@plymstockschool.org.uk
10DMB	Dr A Burdett	ABurdett@plymstockschool.org.uk
10GBH	Mr G Hughes	GHughes@plymstockschool.org.uk
10JLW	Mr J Wright	JWright@plymstockschool.org.uk
10KEG/NJW	Mrs K Glastonbury Mrs N Withey	KGlastonbury@plymstockschool.org.uk NWithey@plymstockschool.org.uk
10LAW	Ms L Williams	LAWilliams@plymstockschool.org.uk
10PGB	Mr P Broadwater	PBroadwater@plymstockschool.org.uk
10SLG	Miss S Graves	SGraves@plymstockschool.org.uk
10SMP	Miss S Pelley	SMPelley@plymstockschool.org.uk

Head of Year 10 – Mrs S Harris [SHarris@plymstockschool.org.uk](mailto:SHarris@plymstockschool.org.uk)

Assistant Head of Year 10 – Mrs C Offer [COffer@plymstockschool.org.uk](mailto:COffer@plymstockschool.org.uk)

Careers adviser – Ms T Linzell [TLinzell@plymstockschool.org.uk](mailto:TLinzell@plymstockschool.org.uk)

Assistant Headteacher – Mr M A Taylor [MATaylor@plymstockschool.org.uk](mailto:MATaylor@plymstockschool.org.uk)